

REGISTERED VENDOR LOG IN FOR SRM PORTAL

HOW TO GET LOG IN USER ID AND PASSWORD



STEPS

First you have to collect SRM declaration Form from respective vendor registration cell

- a) Contract vendor : Contractor's registration cell of Contract Deptt,
- b) Material Vendor : from Material Vendor Cell of Materials Deptt,
- c) Project Contractor : from Project Department

After receiving the declaration form, ISP will send (respective vendor cell) a SRM link along with User Id and Password in your registered e-mail id as mentioned in declaration form.


The User Id and Password will be used for future log in to SRM Portal.

E-MAIL CONTAINING USER ID AND PASSWORD FROM SAIL-ISP

The screenshot shows an email client interface with a blue header bar containing navigation tabs: Mail, Contacts, Calendar, Tasks, Briefcase, and Preferences. Below the header is a toolbar with buttons for New Message, Reply, Reply to All, Forward, Archive, Delete, Spam, and Actions. On the left, a 'Mail Folders' pane lists 'Inbox (664)', 'Sent', 'Drafts (29)', 'Junk', and 'Trash'. The main email list shows two messages from 'ISPUSER-7'. The second message, dated 5:39 PM, is highlighted with a red border and contains the subject 'Partner registration completed successfully - Password (For logging on with user ID)'. The first message, dated 5:40 PM, has the subject 'Partner registration completed successfully - Dear Sir/Madam, Your request via the I'.

USER ID AND SRM PORTAL LINK

Partner registration completed successfully

 From: ISPUSER-7
To: pintu debnath

Dear Sir/Madam,

Your request via the Internet to set up a business partner and/or contact person has been carried out. Please use the following data for subsequent logons:

Partner1 (Organization's partner number, company ID): 1000080515
Partner2 (Contact person's partner number): 0500000179
User (Contact person's user ID): 100008051502

Please use the link below to log on to our system

<http://vhspaspdap01.hec.sailisp.com:50000/irj/portal>

You will receive your password for registration through a separate mail

Best regards

Your purchasing department

INITIAL PASSWORD

Partner registration completed successfully




From: ISPUSER-7

To: pintu debnath

Password (For logging on with user ID): `initpass1`

CLICK ON HIGHLIGHTED LINK FOR LOG IN TO SRM PORTAL

Partner registration completed successfully

 From: `ISPUSER-7`
To: `pintu debnath`

Dear Sir/Madam,

Your request via the Internet to set up a business partner and/or contact person has been carried out. Please use the following data for subsequent logons:

Partner1 (Organization's partner number, company ID): `1000080515`
Partner2 (Contact person's partner number): `0500000179`
User (Contact person's user ID): `100008051502`

Please use the link below to log on to our system

<http://vhspaspdap01.hec.sailisp.com:50000/irj/portal>

You will receive your password for registration through a separate mail

Best regards

Your purchasing department

ENTER USER ID AND PASSWORD AS PROVIDE IN THE MAIL



SAP NetWeaver

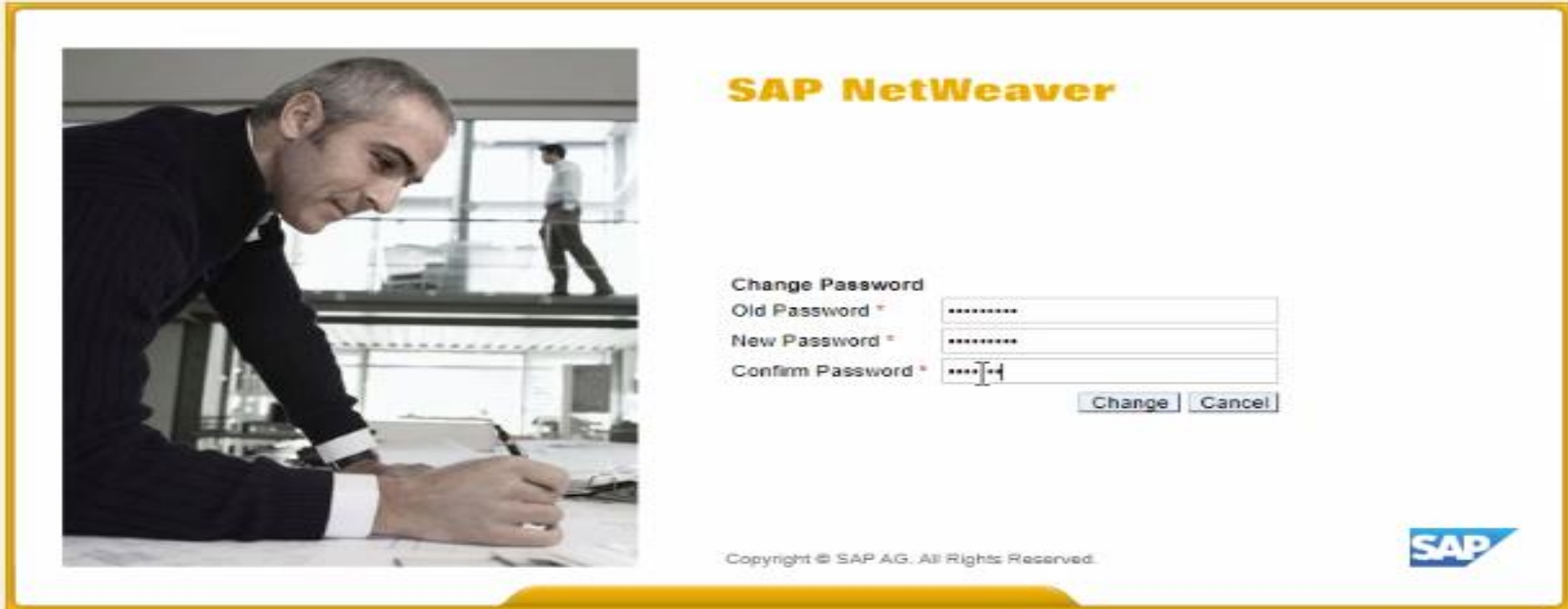
User *

Password *

Copyright © SAP AG. All Rights Reserved.




**RESET PASSWORD:
OLD PASSWORD WILL BE INITIAL PASSWORD
PROVIDED IN YOUR MAIL.**



SAP NetWeaver

Change Password
Old Password *
New Password *
Confirm Password *

Copyright © SAP AG. All Rights Reserved.



NEW PASSWORD WILL BE AS PER YOUR CHOICE

CURRENT PASSWORD WILL BE INITIAL PASSWORD PROVIDED IN YOUR MAIL.


The screenshot shows the SAP NetWeaver user interface. At the top left is the SAP logo. Below it is a navigation bar with links for Back, Forward, History, Favorites, Personalize, View, and Help. A search box is located at the top right. The main content area features a navigation pane on the left with 'RFX and Auctions' and 'Home' icons, and tabs for 'Overview' and 'Service Map'. The breadcrumb trail reads 'RFX and Auctions > Overview > RFX and Auctions'. The main content area is titled 'SAP NetWeaver' and contains a login form. A red box highlights a warning message: 'No switch to HTTPS occurred, so it is not secure to send a password' and a note: 'This is an initial password that must be changed'. The login form includes fields for 'User' (with value '100000051302'), 'Current Password', 'New Password', and 'Repeat Password', all masked with asterisks. Below the form are 'Change' and 'Delete Password' buttons. A mouse cursor is pointing at the 'Change' button. To the left of the login form, there is a photograph of a man in a suit looking at a document.

NEW PASSWORD WILL BE YOUR LAST RESET PASSWORD (MINIMUM 06 CHARACTER)

PASSWORD CHANGED MESSAGE



SAP NetWeaver

 No switch to HTTPS occurred, so it is not secure to send a password

The password was changed

Continue

Copyright © 2020 SAP SE. All rights reserved.



RFQ LANDING PAGE :

ALL THE LIVE RFQS WILL BE AVAILABLE IN THIS PAGE

SAP Search: New Session SAP Store Lo

◀ Back Forward ▶ History Favorites Personalize View Help Welcome: Pintu Debr

RFx and Auctions Home

Overview Service Map

RFx and Auctions > Overview > RFx and Auctions Full Screen Optio

Active Queries

eRFxs **All (1)** Published (0) Ended (0) Completed (0)
eAuctions All (0) Published (0) Ended (0) Completed (0)

eRFxs - All

Show Quick Criteria Maintenance [Change Query](#) [Define New Query](#) [Personalize](#)

View: [Standard View] Create Response Display Event Display Response Print Preview Refresh Export

Event Number	Event Description	Event Type	Event Status	Start Date	End Date	Response Number	Response Status	Event Version	Response Version	Q&A	Start Time	End time
1600000036	1193320 20.03.2020 13:36	Open/Global Tender	Ended				No Bid Created	2		0	00:00:00	00:00:00